

# HDP 200 High Pressure Pump Series

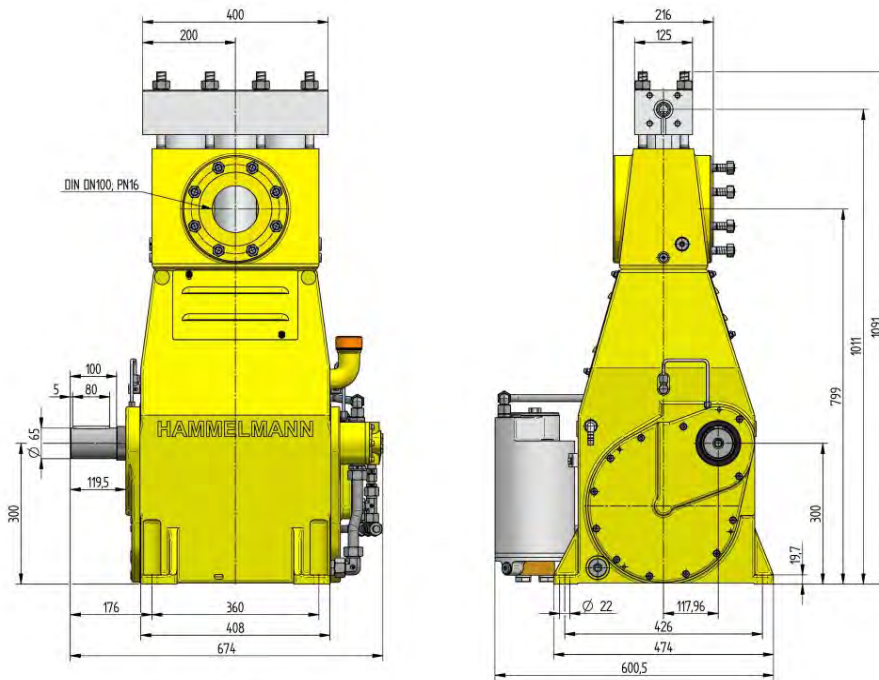
## Design criteria

Hammelmann high pressure pumps are built to operate at the continuous maximum duty stated in the performance parameters. Just compare the crankshaft speed, average plunger speed, plunger diameter and power rating.

### High pressure pump

Weight: approx. 525 kg

Energy efficient →



### Features


- Power ratings up to 200 kW
- Vertical 3 cylinder design
- Wide variety of complementary ancillaries

### Quality and reliability

- Crank section calculation by 'Finite element method' ensures long working life under continuous load
- Stainless steel pump head free of alternating stress
- Integral speed reduction gear
- Pressurised oil lubrication system with oil cooler/filter
- Bellows form hermetic seal between the suction chamber and crank section
- Solid ceramic or tungsten carbide plungers
- Choice of application specific seal assemblies
- Choice of bronze (standard) or stainless steel suction chamber

### Stationary unit with electric motor

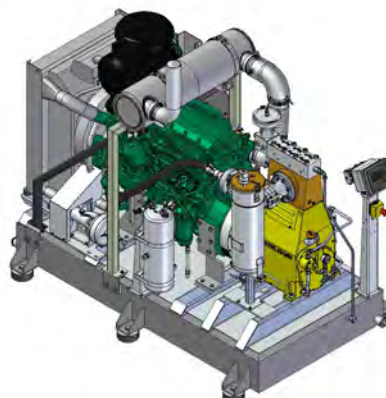
Length: 2038 mm  
Width: 850 mm  
Height: 1380 mm  
Weight: approx. 2000 kg at 160 kW



Main dimensions without accessories such as suction line, pressure regulator etc. Detailed dimensional drawings and weights available on request.

### Stationary unit with diesel motor

Length: 2560 mm  
Width: 1540 mm  
Height: 2050 mm  
Weight: approx. 3200 kg at 235 kW with full fuel tank



# HDP 200 series, technical data

## Performance parameters (Standard design)

Note: Actual flow rates for water as pumped medium (volumetric efficiency has already been taken into account).

HDP	Q [l/min]	Required power rating [kW]						D	r.p.m.	
		75	90	110	132	160	200		n 1	n 2

204	Q [l/min]	Operating pressure [bar]						D	r.p.m.	
		75	90	110	132	160	200		n 1	n 2
14* 17* 20*	2600*	3100*	3800*	4000*			15	1250/1500	416	
	2200*	2600*	3200*	3800*	4000*			1500/1800	495	
	1810	2200*	2700*	3200*	3900*	4000*		1800/2150	593	
21/20* 25/24* 30/28*	1900	2300*	2800*	3200*			17,5	1250/1500	416	
	1600	1910	2300*	2800*	3200*			1500/1800	495	
	1330	1600	1950	2300*	2800*	3200*		1800/2150	593	
29/28* 34/33* 41/39*	1450	1740	2100*	2600*	2800*		20	1250/1500	416	
	1220	1470	1800	2200*	2600*	2800*		1500/1800	495	
	1020	1220	1500	1800	2200*	2700*		1800/2150	593	

\*Ultra high pressure 3200 bar only for stationary units

203	Q [l/min]	Operating pressure [bar]						D	r.p.m.	
		75	90	110	132	160	200		n 1	n 2
44 52 62	930	1120	1360	1640	1800		25	1500	416	
	780	940	1150	1380	1670	1800		1500/1800	495	
	650	780	960	1150	1400	1740		1800/2150	593	
55 65 78	740	900	1100	1310	1430		28	1500	416	
	620	750	910	1100	1300	1430		1500/1800	495	
	520	620	760	920	1110	1400		1800/2150	593	

202	Q [l/min]	Operating pressure [bar]						D	r.p.m.	
		75	90	110	132	160	200		n 1	n 2
61 73 87	650	780	950	1140	1240		30	1500	416	
	540	650	800	960	1160	1240		1500/1800	495	
	450	540	660	800	970	1210		1800/2150	593	
78 92 110	530	640	780	940	1030		33	1500	416	
	450	540	660	800	960	1030		1500/1800	495	
	370	450	550	660	800	1000		1800/2150	593	
84 100 120	470	570	700	840	910		35	1500	416	
	400	480	600	700	850	910		1500/1800	495	
	330	400	500	600	710	900		1800/2150	593	
111 132 158	360	440	530	640	700		40	1500	416	
	310	370	450	540	650	700		1500/1800	495	
	250	310	370	450	540	680		1800/2150	593	
143 169 202	300	340	420	510	550		45	1500	416	
	240	300	350	420	510	550		1500/1800	495	
	200	240	300	350	430	540		1800/2150	593	
178 211 252	230	280	340	410	450		50	1500	416	
	200	230	300	340	420	450		1500/1800	495	
	160	200	240	300	350	440		1800/2150	593	
216 254 303	200	230	280	340	370		55	1500	416	
	160	200	240	280	340	370		1500/1800	495	
	130	160	200	240	300	360		1800/2150	593	
254 300 359	160	200	240	280	310		60	1500	416	
	140	160	200	240	300	310		1500/1800	495	
	110	140	170	200	240	300		1800/2150	593	
298 355 425	140	170	200	240	270		65	1500	416	
	120	140	170	200	250	270		1500/1800	495	
	100	120	140	170	210	260		1800/2150	593	
346 409 489	120	140	170	210	230		70	1500	416	
	100	120	150	180	210	230		1500/1800	495	
	80	100	120	150	180	220		1800/2150	593	

HDP	Seal **	Sealing system
204	Dynamic	Tungsten carbide plunger & bushing
	Packing	Special ceramic plunger *** / packing
203	Dynamic	Ceramic plunger / bronze bushing
	Packing	Ceramic plunger / packing
202	Dynamic	Ceramic plunger / bronze bushing
	Packing	Ceramik plunger / packing

D = Piston/Plunger dia. [mm]  
n1 = Motor/Engine r.p.m.  
n2 = Crankshaft r.p.m.

\*\* The dynamic high pressure sealing extends the advantages of the labyrinth design with further increased efficiency.

\*\*\* Special ceramic plungers up to max. 3000 bar.

- Rod force: 88 kN
- Stroke: 75 mm
- Mean piston speed at n<sub>2</sub>  
416 r.p.m. = 1,04 m/sec  
495 r.p.m. = 1,24 m/sec  
593 r.p.m. = 1,48 m/sec

Typical high pressure pump units



- Mobile unit with electric motor



- Road going trailer or stationary units with sound damping cover



- 10 or 20 foot sound damped container versions

**Energy efficient** →

Hammelmann plunger pumps convert 93 to 98 % of the shaft power to hydraulic energy.

Conversion table  
Rating 1 kW = 1.34 HP  
Op. pressure 1 bar = 14.5 psi  
Flow rate 1 l = 0.264 US gallon  
1 l = 0.22 Imp. gallon



+44 1905 751790  
sales@calder.co.uk  
www.calderltd.com

Calder Ltd  
Prescott Drive  
Worcester  
WR4 9NE  
United Kingdom

