

Pipemaster

Hose rotating system



The Pipemaster is a manually operated, high pressure hose rotating system. It is used to remove both soft and very hard deposits from the insides of pipes and pipelines including those with bends and vertical sections.

As an alternative to self rotating nozzles the rotary action is achieved by rotating the high pressure hose.

The Pipemaster is suitable for

8 mm i/d hoses


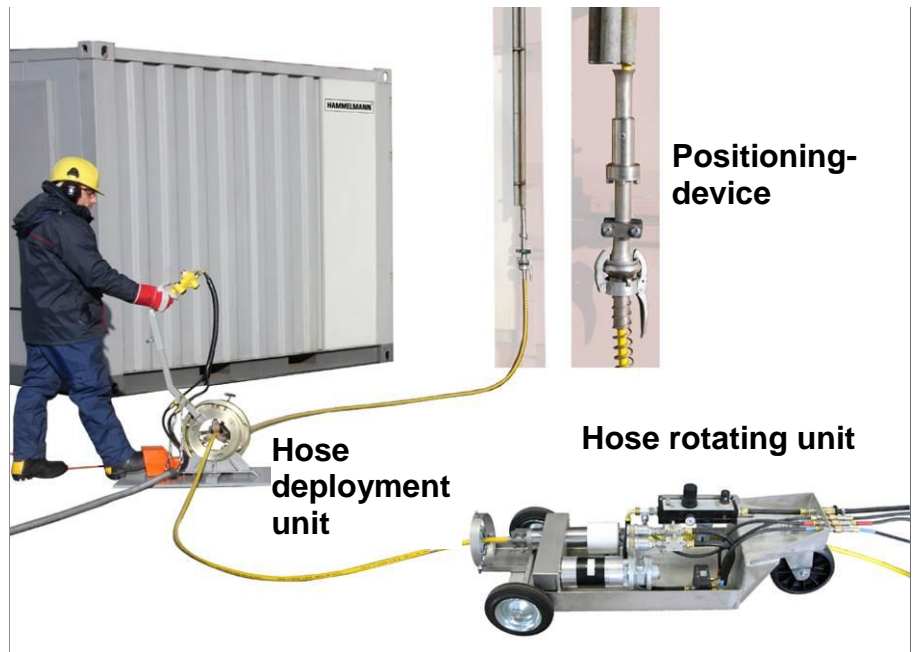
Operating pressure: max.3000 bar

12 mm i/d hoses

Operating pressure: max.1800 bar

20 mm i/d hose

Operating pressure: max.1600 bar



- The slow rotation speed results in increased cleaning/removal rates
- Powered deployment and retraction can remove pipe blockages
- Increased operational safety due to the remote control
- Cleans pipeline bends



The Pipemaster operates in conjunction with Hammelmann nozzle holders.

HAMMELMANN®

Pipemaster

Hose rotating system



Hose rotating unit

A high pressure supply hose line is fixed between the pump and the rotary joint on the hose rotating unit.

A second hose is connected to the rotary joint and runs via the deployment unit into a protective hose to the positioning device at the work piece. The rotation of the second high pressure hose around its' longitudinal axis is effected by a chain drive from a pneumatic motor to the rotary joint. The rotation speed can be smoothly adjusted by throttle check valves.



The rotating unit is driven by 120 Nm³ / hr. of compressed air at 4 bar and comprises a pneumatic motor with gearbox, a pneumatic maintenance unit, the high pressure rotary joint and a pneumatic control system all mounted on a 3 wheel trolley.




Hose deployment unit

Actuating the control lever of the unit causes the hose to start rotating which in turn produces the forward (deployment) motion.

The deployment speed is 1.6m/min. and it is smoothly adjustable by means of the control lever.

Changing the angle of the three wheels that press onto the hose will cause the hose to move forward (deploy) or backward (retract).



The hose deployment unit is mounted on a sturdy base plate and comprises the height adjustable control lever to deploy or retract the hose which incorporated the remote control to operate the hose rotating unit.

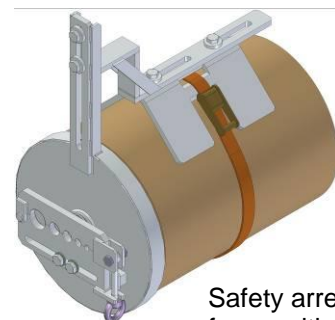
Positioning device

A non rotating protective hose is fitted between the hose deployment unit and the positioning device. This enables operation in pipes that are difficult to access.

The positioning device enables easy and secure insertion of the hose into the pipe.

The blasting guard prevents a pressurised nozzle from being accidentally pulled out of the pipe.

The positioning device shown here is for use with pipes up to 40 mm i/d.



Safety arrester mainly for us with pipes having internal diameters from 100 to 300 mm



+44 1905 751790
sales@calder.co.uk
www.calderltd.com

Registered in England No. 1524351
Registered Office: Prescott Drive, Warndon, Worcester, WR4 9NE, UK